

ghibli & wirbel

SCRUBBER DRYERS

FR 30 *TOUCH*



FR 30 FAMILY: A PERFECT MIX OF MODERN AND FUNCTIONAL AESTHETICS AND HIGH TECHNOLOGY, TO ACCOMPLISH IN THE FASTEST AND BEST WAY ANY CLEANING TASK IN SMALL AND MEDIUM AREAS!

FR 30 TOUCH

FR 30 represents something unique in the cleaning market thanks to a complete set of solutions that make FR 30 suitable for any environment and surface:

- Control panel with display: for an easy and fast selection of all the main functions;
- “Silent mode” function: ideal for day cleaning and in all the environments (hospitals, schools, ..) where silence is strictly required;
- Compact squeegee: large only 65 cm, and adjustable, for excellent drying results;
- A complete set of filters (as well as the debris tray) to protect the main components and give to FR 30 the max reliability.

FR 30 E 45

ELECTRIC, SINGLE BRUSH 17”

PRODUCT IDENTIFICATION

TYPE	REF. NO
FR 30 E 45 TOUCH	10.4182.00



Touch system



“Silent mode” function



15 m cable



“Built in” solution tank filter

TECHNICAL DATA

TYPE	REF. NO	POWER SUPPLY	TANK CAPACITY (SOL/REC)	CLEANING WIDTH	SQUEEGEE WIDTH
FR 30 E 45 TOUCH	10.4182.00	Cable 230 V - 50 Hz	30/33	430 mm	650 mm
FR 30 M 45 TOUCH	10.4180.00	Battery 24 V	30/33	430 mm	650 mm
FR 30 M 45 BC TOUCH	13.4180.00	Battery 24 V	30/33	430 mm	650 mm

(*) Silent mode function

With 30 liters of tank capacity this scrubber dryer boasts high manoeuvrability and excellent performance: high speed (up to 4,5 km/h), high productivity and remarkable running time (2h and more).

FR 30 is even more reliable and performing thanks to the new sensor TOUCH SYSTEM. FR 30 TOUCH can be moved and controlled only using a thumb: intuitive, user friendly and reliable!

FR 30 M 45

BATTERY OPERATED, MANUAL, SINGLE BRUSH 17"

PRODUCT IDENTIFICATION

TYPE	REF. NO
FR 30 M 45 TOUCH	10.4180.00
FR 30 M 45 BC TOUCH	13.4180.00



Adjustable squeegee



Compact squeegee



Debris tray + recovery tank filter



Tiltable recovery tank

INSTALLED POWER	DRIVING SPEED	PRODUCTIVITY (THEOR./PRACTICAL)	RUNNING TIME	DOWN PRESSURE - CONTACT PRESSURE	NOISE LEVEL	DIMENSIONS
W	Km/h	m ² /h	h - min	Kg - g /cm ²	dB(A)	mm
850	4	1720 - 860	-	21 - 20,3	64	1210x560x1020
750	4	1720 - 1030	-	18 - 17,4	64/58*	1210x560x1020
750	4	1720 - 1030	2 h and 15 min	18 - 17,4	64/58*	1210x560x1020

FR 30 D 45

**BATTERY OPERATED, SINGLE BRUSH 17",
WITH TRACTION**

PRODUCT IDENTIFICATION

TYPE	REF. NO
FR 30 D 45 TOUCH	10.4183.00
FR 30 D 45 BC TOUCH	13.4183.00



Touch System



Adjustable squeegee



Compact squeegee



Debris tray +
recovery tank filter

TECHNICAL DATA

TYPE	REF. NO	POWER SUPPLY	TANK CAPACITY (SOL/REC)	CLEANING WIDTH	SQUEEGEE WIDTH
FR 30 D 45 TOUCH	10.4183.00	Battery 24 V	30/33	430	650
FR 30 D 45 BC TOUCH	13.4183.00	Battery 24 V	30/33	430	650
FR 30 D 50 TOUCH	10.4181.00	Battery 24 V	30/33	500	650
FR 30 D 50 BC TOUCH	13.4181.00	Battery 24 V	30/33	500	650

(*) Silent mode function

FR 30 D 50


**BATTERY OPERATED, TWIN BRUSHES 20",
WITH TRACTION**

PRODUCT IDENTIFICATION

TYPE	REF. NO
FR 30 D 50 TOUCH	10.4181.00
FR 30 D 50 BC TOUCH	13.4181.00



"Silent mode" function



"Built in" solution tank filter



Twin brushes



Tiltable recovery tank

INSTALLED POWER	DRIVING SPEED	PRODUCTIVITY (THEOR./PRACTICAL)	RUNNING TIME	DOWN PRESSURE - CONTACT PRESSURE	NOISE LEVEL	DIMENSIONS
W	Km/h	m ² /h	h - min	Kg - g /cm ²	dB(A)	mm
930	4,5	1935 - 1160	-	18 - 17,4	64/58*	1210x560x1020
930	4,5	1935 - 1160	2 h	18 - 17,4	64/58*	1210x560x1020
1030	4,5	2250 - 1350	-	20 - 30,3	64/58*	1100x570x1020
1030	4,5	2250 - 1350	2 h	20 - 30,3	64/58*	1100x570x1020

FR 30 TOUCH: IN DETAIL



TOUCH SYSTEM

The main sensor is located in the center of the handle. When the user lightly touches the sensor a signal is sent directly to the electronic board: all the working functions of the machine are activated and FR 30 TOUCH starts to work! Less service costs: sensor technologies means less mechanical parts in the starting systems of the machine; this guarantees a higher reliability and decreases the maintenance costs (less “breaking” risks, no need of too many spare parts, easier anyway to be replaced).



CONTROL PANEL

Interactive and intuitive control panel with display; for an easy control of the machine and its working functions



SILENT MODE

as soon as you push the silent mode button on the control panel, FR 30 becomes immediately more “quiet”, without losing its performance. Ideal for day cleaning and in all the environments (hospitals, schools, ...) where silence is strictly required.



MANOEUVRABILITY

Compact dimensions to perfectly clean small and medium areas. The pivoting wheels under the chassis ensure the best manoeuvrability and control. It allows FR 30 to work in every type of environment.





SQUEEGEE SYSTEM

extremely compact (65 cm only) and adjustable, it allows FR 30 TOUCH to “move” even through the most narrow spaces/opening (doors, corridors ...) and to work on every type of floor with excellent drying results.



TANKS

The solution tank can be filled easily thanks to its wide in-feed and to its practical standard filling hose. Large opening, recovery tank easy to clean. Sensor level, stopping the vac motor when the recovery tank is full. Full tank alert by display.



HIGH PROTECTION

New “built-in” solution tank filter, practical and more effective than “classic” ones: wider filtering surface, no filter clogging issues. Double filtration system in the recovery tank:

- The debris tray (see picture) to collect big rubbles or residues and avoid any clogging issues;
- The standard filter to protect the vac motor;



EUNITED PERFORMANCE LABEL

EUnited Cleaning Scrubber Drier Performance Label is developed by the association EUnited Cleaning composed of the leading manufacturers of cleaning machines in Europe and it is based on Technical Specification TS 35000 and international standard IEC/EN 62826, both living documents. Through a reproducible test, which allows an objective comparison of the cleaning performance of different machines, it is possible to identify and label the scrubber dryer machines that have high cleaning efficiency whilst using the least amount of water and energy. The label itself must be viewed as the cleaning machine industry’s commitment to create a sustainable future as well as a clean environment. It is paramount to the involved companies that a resource efficient cleaning is a necessary step to adapt to future energy needs.



High Cleaning Efficiency
Low Energy Consumption
Low Water Consumption

EFFICIENCY
Certified

FOR A CLEAN ENVIRONMENT
ACC. IEC/EN 62826 and TS 35000

FR 30 *S* Simply Manual ... Simply for You

Simply Manual: a solutions system which is able to combine the best scrubbing and drying performance with an extreme ease of use: the result is a perfect mix between practicality and cost-effectiveness which guarantees the best operational performance. FR 30 SM 45 TOUCH is available in two versions: basic and full package (standard on board charger + batteries). Simplicity, immediacy, reliability: to move FR 30 with a thumb has never been so easy and intuitive!

FR 30 SM 45 TOUCH

**BATTERY OPERATED, MANUAL,
SINGLE BRUSH 17"**

PRODUCT IDENTIFICATION

TYPE	REF. NO
FR 30 SM 45 TOUCH	10.4187.00
FR 30 SM 45 BC TOUCH	13.4187.00



TECHNICAL DATA

FEATURES

Cleaning width	mm	430
Squeegee width	mm	650
Productivity (theor./practical)	m ² /h	1720 - 1030
Power supply		Battery 24V
Installed power	W	600
Advancement		Manual
IP code		IPX3

BATTERIES

Type		Gel battery set (2 pcs) 12 V 50 Ah (*)
Running time	h - min	1 h and 30 min
Battery compartment dimensions x No	mm X nr	340x340x240 x 1

BRUSHES

Diameter - Pad x No	mm - inch x No	430 - 17" x 1
Motor rating x No	W x No	200 x 1
Motor speed	rpm	120
Down pressure - Contact pressure	Kg - g /cm ²	18 - 17,4

(*) For BC version



CONTROL PANEL

with buttons, simplified and easy to use, allows a quick and intuitive selection of the main functions of the machine.



“BUILT IN” SOLUTION TANK FILTER

with wider filtering surface, avoids clogging issues.



ADJUSTABLE AND COMPACT SQUEEGEE

which guarantees excellent drying results even on the most difficult surfaces.



DEBRIS TRAY + RECOVERY TANK FILTER

protect all the main components and ensure the correct operation of the machine in all situations.



TILTABLE RECOVERY TANK

which allows easy access to the battery compartment.

TRACTION

Motor rating	W	---
Driving speed	Km/h	4
Hill climbing ability	%	2

VACUUM

Motor rating	W	400
Vacuum	mbar/mmH2O	1189
Airflow rating	l/s	28
Noise level	dB(A)	64

TANK

Type		Double tank
Cleaning solution tank	l	30
Recovery tank	l	33
Weight (empty/with batteries)	Kg	66 /104
Dimensions	mm	1210x560x1020

STANDARD ACCESSORIES



SOLUTION TANK FILLING HOSE

Extendible and equipped with universal coupling for all types of tap



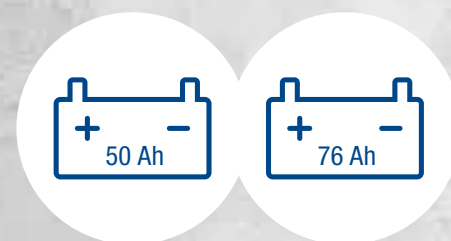
POLYPROPYLENE BRUSHES

Resistant and suitable for any type of surface thanks to the bristles with a diameter of 0.7 mm. Available with a diameter of 430 mm (17") and 255 (10").



15 M DETACHABLE CABLE

For electric version



BATTERIES

Set of two gel batteries able to guarantee 1 h running time in 50 Ah version (for S version), and two hours in 76 Ah version.



ON BOARD CHARGER

The batteries are easily chargeable in different or distant places, without having to go back to the same place (as standard in BC versions)



NATURAL RUBBER SQUEEGEE BLADES

Highly resistant thanks to a greater adaptability to the ground, for the best drying performance.



DETACHABLE FLOATING SPLASH GUARD

To protect the most sensitive parts of the machine and the working environment. Easy to remove for an immediate access to the brush deck (for E 45, M 45, D 45 and D 50 versions).



SPLASH GUARD BRISTLES

To avoid water splashes. Easy to remove for a fast replacement (for E 45, M 45, D 45 and D 50 versions).

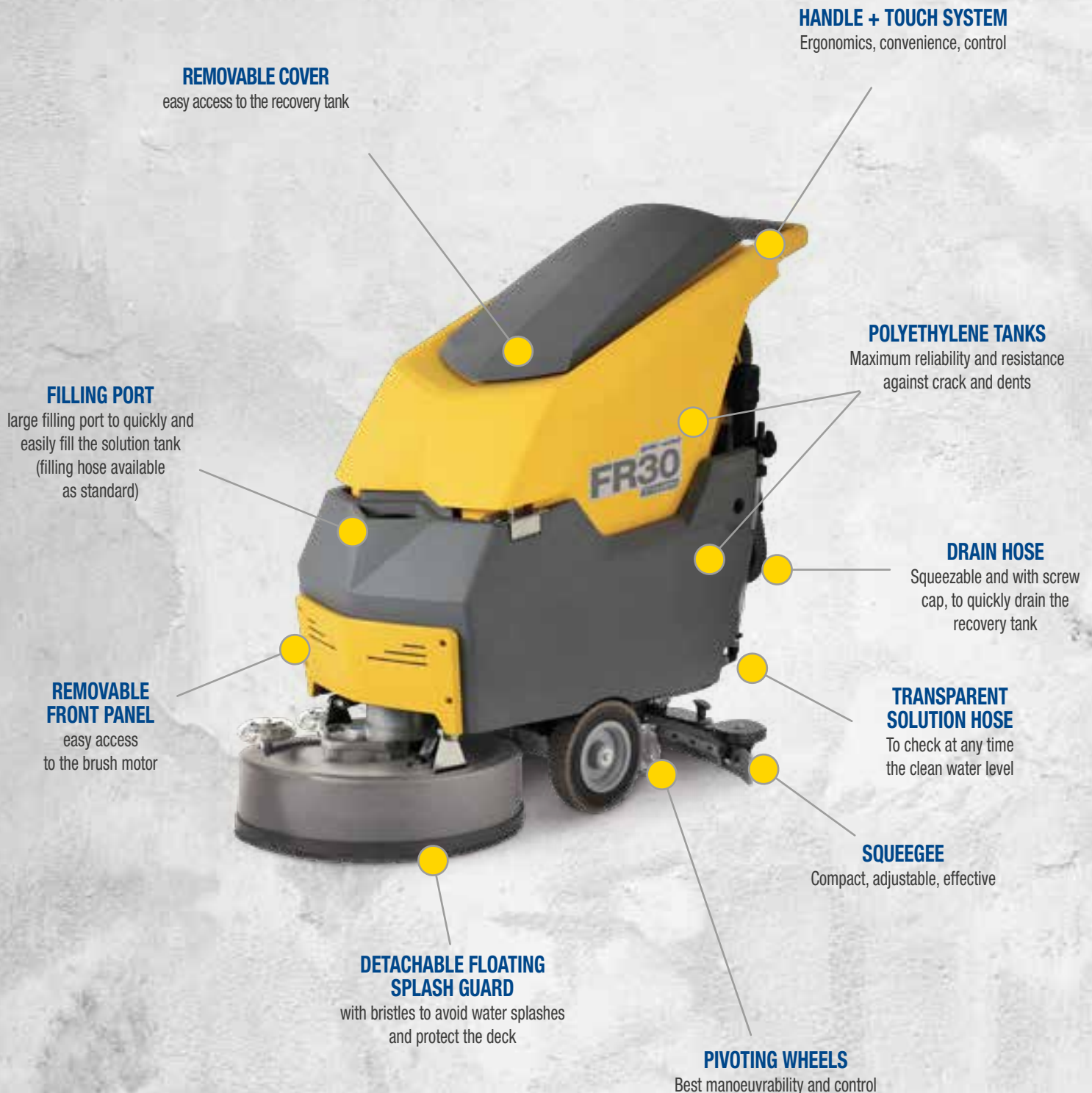
STANDARD ACCESSORIES

REF. NO	TYPE	E 45 TOUCH	SM 45 TOUCH	SM 45 BC TOUCH	M 45 TOUCH	M 45 BC TOUCH	D 45 TOUCH	D 45 BC TOUCH	D 50 TOUCH	D 50 BC TOUCH
30.0024.00	Solution tank filling hose	•	•	•	•	•	•	•	•	•
40.0002.00	17" Polypropylene brush ø 0.7	•	•	•	•	•	•	•		
40.0010.00	10" Polypropylene brush ø 0.7 (*)								•	•
34.0285.00	15 m detachable cable	•								
18.0026.00	Battery set (2pcs) gel 12V 50 Ah			•						
18.0000.00	Battery set (2pcs) gel 12V 76 Ah					•		•		•
22.0630.00	On board charger 24V 5 A			•						
22.0623.00	On board charger 24V 9 A					•		•		•
96.0159.00	Set front+rear natural rubber squeegee blades	•	•	•	•	•	•	•	•	•
24.0263.00	Detachable brush deck splash guard	•			•	•	•	•		
24.0264.00	Detachable brush deck splash guard								•	•
40.4006.00	Brush deck splash guard's bristles	•			•	•	•	•	•	•

(*) 2 Brushes on standard equipment

FR 30 TOUCH

AT A GLANCE



BROCHURE FAM. FR 30 G&W cod. 8050273 - EN - ED.05.2020
Ghibli & Wirbel S.p.A. reserves the right to change specifications and accessories at all times.